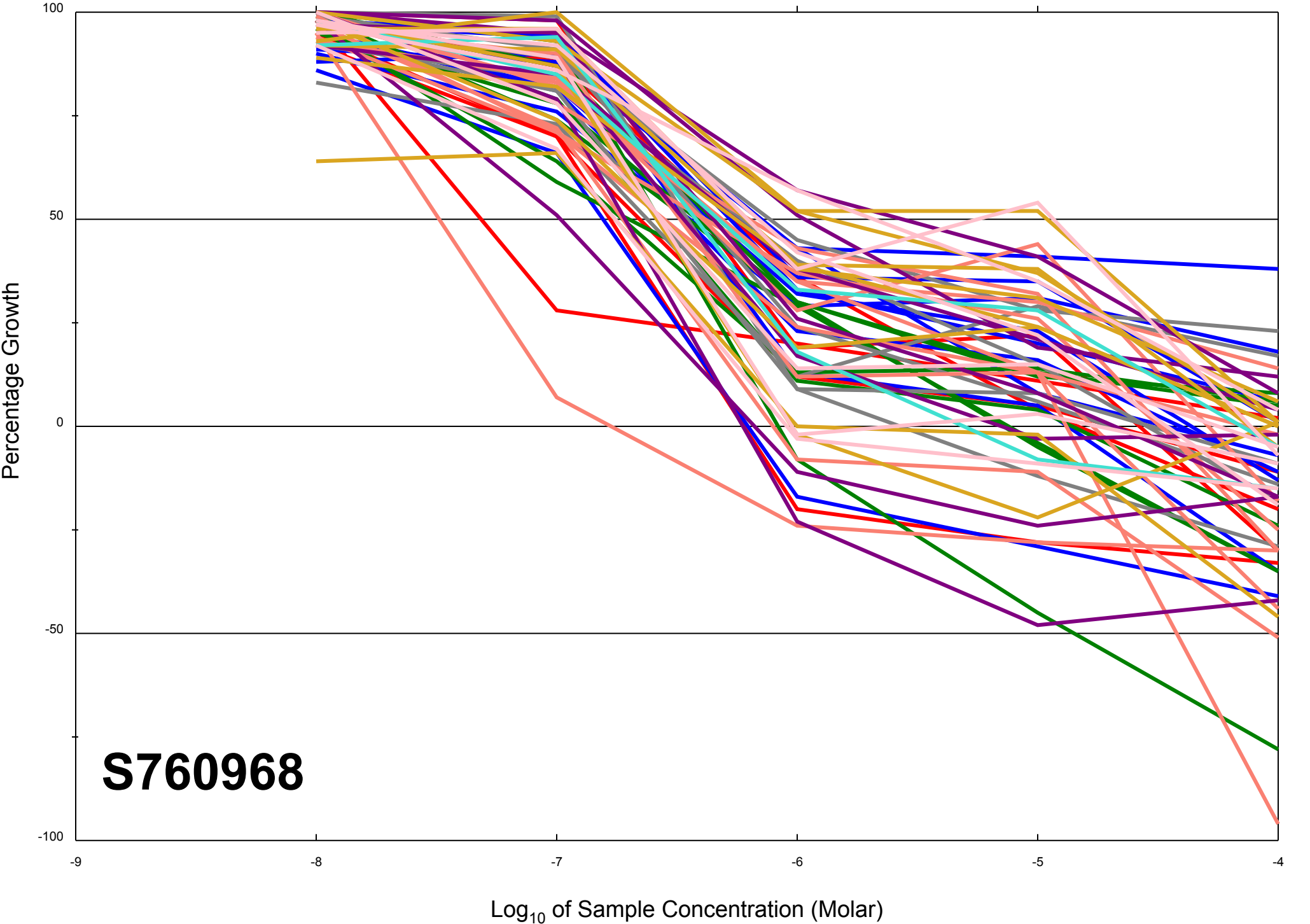


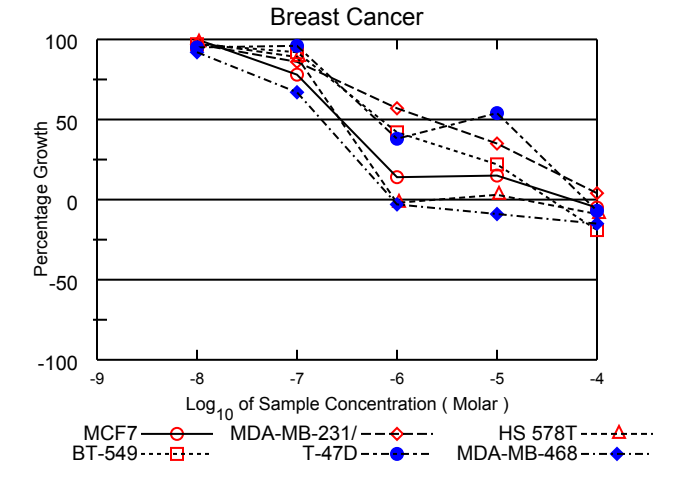
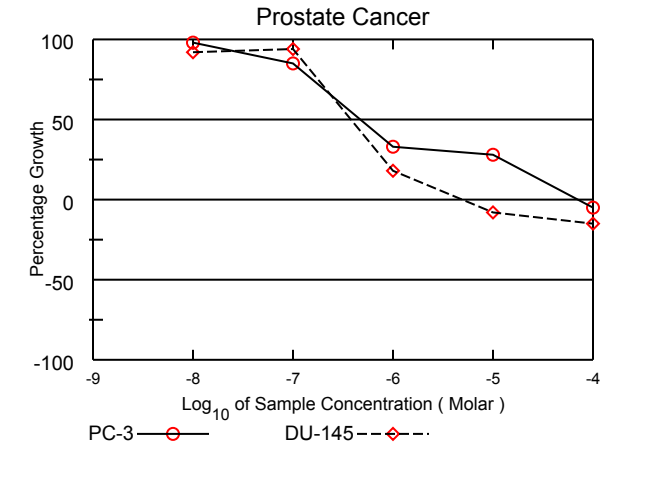
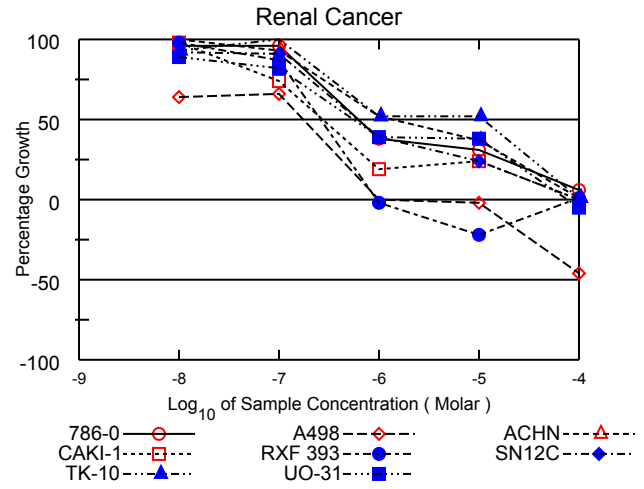
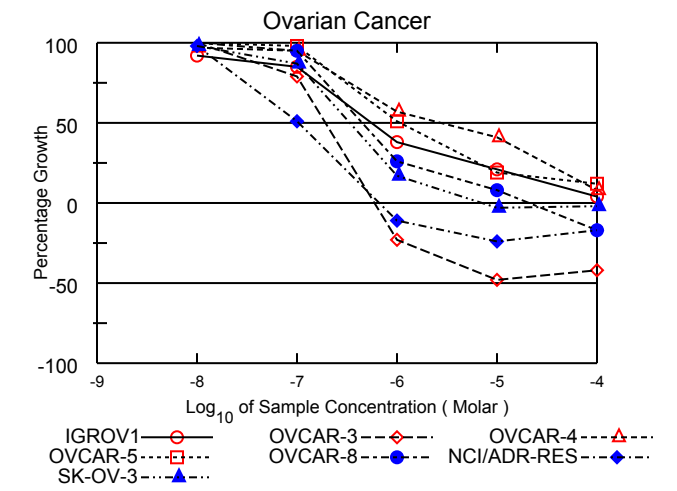
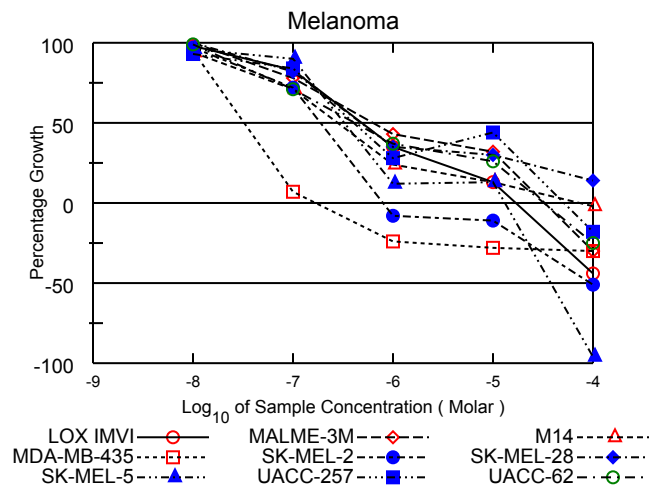
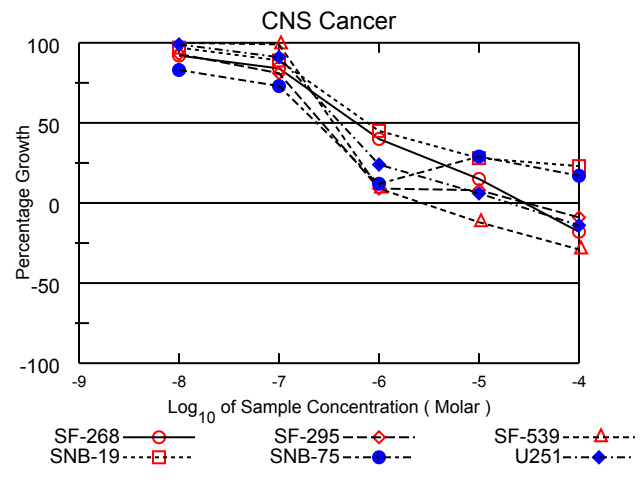
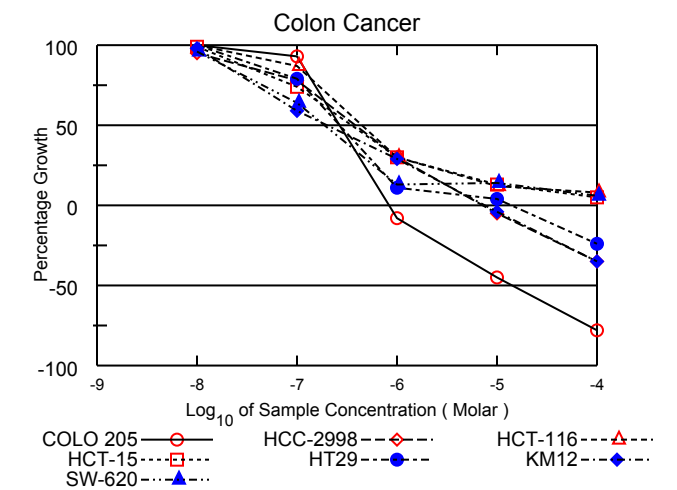
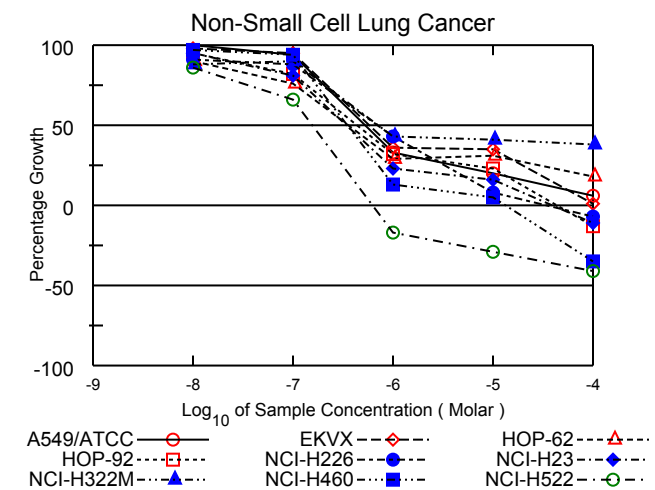
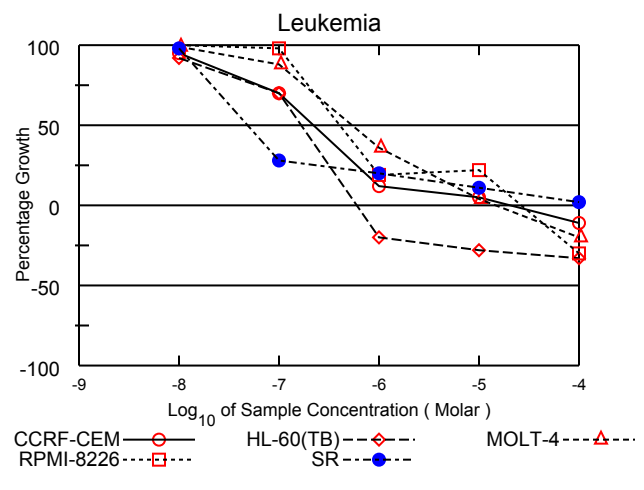
Dose Response Curves

Report Date:May 08, 2013

Test Date:September 06, 2011

All Cell Lines





National Cancer Institute Developmental Therapeutics Program In-Vitro Testing Results

NSC : 760968 / 1	Experiment ID : 1109NS17	Test Type : 08	Units : Molar
Report Date : May 08, 2013	Test Date : September 06, 2011	QNS :	MC :
COMI : A3819/0162158 (108620)	Stain Reagent : SRB Dual-Pass Related	SSPL : 0YAR	

Panel/Cell Line	Log10 Concentration												GI50	TGI	LC50	
	Time Zero	Mean Optical Densities						Percent Growth								
		Ctrl	-8.0	-7.0	-6.0	-5.0	-4.0	-8.0	-7.0	-6.0	-5.0	-4.0				
Leukemia																
CCRF-CEM	0.498	1.698	1.636	1.334	0.645	0.557	0.441	95	70	12	5	-11	2.20E-7	2.00E-5	> 1.00E-4	
HL-60(TB)	0.758	2.397	2.262	1.900	0.603	0.543	0.507	92	70	-20	-28	-33	1.65E-7	5.93E-7	> 1.00E-4	
MOLT-4	0.679	2.035	2.017	1.879	1.173	0.736	0.546	99	88	36	4	-20	5.48E-7	1.50E-5	> 1.00E-4	
RPMI-8226	1.007	2.289	2.329	2.267	1.253	1.288	0.701	103	98	19	22	-30	4.07E-7	2.62E-5	> 1.00E-4	
SR	0.200	0.672	0.664	0.331	0.296	0.253	0.210	98	28	20	11	2	4.84E-8	> 1.00E-4	> 1.00E-4	
Non-Small Cell Lung Cancer																
A549/ATCC	0.312	1.529	1.527	1.461	0.710	0.557	0.383	100	94	33	20	6	5.25E-7	> 1.00E-4	> 1.00E-4	
EKVX	0.572	1.450	1.435	1.405	0.891	0.881	0.580	98	95	36	35	1	5.83E-7	> 1.00E-4	> 1.00E-4	
HOP-62	0.435	1.148	1.077	0.975	0.641	0.659	0.561	90	76	29	31	18	3.53E-7	> 1.00E-4	> 1.00E-4	
HOP-92	1.026	1.465	1.443	1.387	1.166	1.128	0.894	95	82	32	23	-13	4.37E-7	4.39E-5	> 1.00E-4	
NCI-H226	0.679	1.711	1.618	1.585	1.126	0.757	0.632	91	88	43	8	-7	7.05E-7	3.33E-5	> 1.00E-4	
NCI-H23	0.483	1.335	1.290	1.177	0.679	0.619	0.430	95	81	23	16	-11	3.45E-7	3.89E-5	> 1.00E-4	
NCI-H322M	0.868	1.674	1.581	1.591	1.218	1.195	1.172	88	90	43	41	38	7.22E-7	> 1.00E-4	> 1.00E-4	
NCI-H460	0.205	1.900	1.857	1.803	0.429	0.284	0.134	97	94	13	5	-35	3.52E-7	1.31E-5	> 1.00E-4	
NCI-H522	0.735	1.642	1.515	1.333	0.607	0.521	0.433	86	66	-17	-29	-41	1.55E-7	6.18E-7	> 1.00E-4	
Colon Cancer																
COLO 205	0.334	1.259	1.308	1.198	0.306	0.184	0.074	105	93	-8	-45	-78	2.67E-7	8.27E-7	1.43E-5	
HCC-2998	0.389	1.318	1.275	1.114	0.665	0.371	0.253	95	78	30	-5	-35	3.80E-7	7.28E-6	> 1.00E-4	
HCT-116	0.140	1.142	1.152	1.014	0.442	0.258	0.217	101	87	30	12	8	4.49E-7	> 1.00E-4	> 1.00E-4	
HCT-15	0.350	1.695	1.684	1.350	0.753	0.521	0.420	99	74	30	13	5	3.54E-7	> 1.00E-4	> 1.00E-4	
HT29	0.227	1.283	1.291	1.061	0.347	0.270	0.174	101	79	11	4	-24	2.68E-7	1.40E-5	> 1.00E-4	
KM12	0.420	1.865	1.835	1.266	0.844	0.404	0.275	98	59	29	-4	-35	1.96E-7	7.62E-6	> 1.00E-4	
SW-620	0.247	1.622	1.561	1.129	0.419	0.443	0.330	96	64	13	14	6	1.88E-7	> 1.00E-4	> 1.00E-4	
CNS Cancer																
SF-268	0.451	1.361	1.288	1.214	0.820	0.591	0.369	92	84	40	15	-18	6.03E-7	2.87E-5	> 1.00E-4	
SF-295	0.583	1.842	1.758	1.606	0.701	0.681	0.532	93	81	9	8	-9	2.72E-7	2.95E-5	> 1.00E-4	
SF-539	0.670	1.799	1.828	1.790	0.770	0.591	0.477	103	99	9	-12	-29	3.50E-7	2.67E-6	> 1.00E-4	
SNB-19	0.458	1.644	1.613	1.517	0.990	0.790	0.732	97	89	45	28	23	7.65E-7	> 1.00E-4	> 1.00E-4	
SNB-75	0.748	1.679	1.517	1.430	0.858	1.022	0.907	83	73	12	29	17	2.38E-7	> 1.00E-4	> 1.00E-4	
U251	0.298	1.406	1.390	1.309	0.569	0.369	0.255	99	91	24	6	-14	4.14E-7	2.02E-5	> 1.00E-4	
Melanoma																
LOX IMVI	0.194	1.268	1.245	1.085	0.567	0.331	0.110	98	83	35	13	-44	4.82E-7	1.68E-5	> 1.00E-4	
MALME-3M	0.531	0.993	1.008	0.892	0.729	0.679	0.371	103	78	43	32	-30	6.25E-7	3.27E-5	> 1.00E-4	
M14	0.361	1.378	1.318	1.086	0.610	0.492	0.356	94	71	24	13	-2	2.85E-7	7.83E-5	> 1.00E-4	
MDA-MB-435	0.516	2.002	1.922	0.626	0.395	0.372	0.362	95	7	-24	-28	-30	3.25E-8	1.73E-7	> 1.00E-4	
SK-MEL-2	0.869	1.510	1.491	1.330	0.802	0.774	0.422	97	72	-8	-11	-51	1.89E-7	8.00E-7	9.19E-5	
SK-MEL-28	0.441	1.267	1.288	1.115	0.726	0.687	0.556	103	82	35	30	14	4.69E-7	> 1.00E-4	> 1.00E-4	
SK-MEL-5	0.295	2.250	2.173	2.057	0.520	0.554	0.013	96	90	12	13	-96	3.24E-7	1.32E-5	3.81E-5	
UACC-257	0.653	1.386	1.336	1.270	0.856	0.977	0.537	93	84	28	44	-18	4.02E-7	5.15E-5	> 1.00E-4	
UACC-62	0.689	2.007	1.991	1.630	1.182	1.035	0.515	99	71	37	26	-25	4.26E-7	3.23E-5	> 1.00E-4	
Ovarian Cancer																
IGROV1	0.456	1.328	1.256	1.200	0.784	0.641	0.494	92	85	38	21	4	5.50E-7	> 1.00E-4	> 1.00E-4	
OVCAR-3	0.552	1.470	1.470	1.279	0.424	0.286	0.320	100	79	-23	-48	-42	1.93E-7	5.93E-7	> 1.00E-4	
OVCAR-4	0.420	1.012	0.995	0.984	0.757	0.660	0.468	97	95	57	41	8	2.64E-6	> 1.00E-4	> 1.00E-4	
OVCAR-5	0.527	1.280	1.305	1.268	0.908	0.667	0.621	103	98	51	19	12	1.04E-6	> 1.00E-4	> 1.00E-4	
OVCAR-8	0.376	1.562	1.559	1.502	0.689	0.467	0.314	100	95	26	8	-17	4.52E-7	2.07E-5	> 1.00E-4	
NCI/ADR-RES	0.451	1.598	1.573	1.031	0.403	0.343	0.376	98	51	-11	-24	-17	1.02E-7	6.70E-7	> 1.00E-4	
SK-OV-3	0.356	0.888	0.877	0.819	0.449	0.347	0.349	98	87	17	-3	-2	3.41E-7	7.48E-6	> 1.00E-4	
Renal Cancer																
786-0	0.457	1.820	1.770	1.762	0.974	0.878	0.532	96	96	38	31	6	6.19E-7	> 1.00E-4	> 1.00E-4	
A498	1.040	1.589	1.390	1.402	1.037	1.017	0.567	64	66	.	-2	-46	1.74E-7	9.88E-7	> 1.00E-4	
ACHN	0.403	1.518	1.546	1.438	0.979	0.813	0.416	102	93	52	37	1	1.29E-6	> 1.00E-4	> 1.00E-4	
CAKI-1	0.595	1.876	1.845	1.547	0.843	0.906	0.595	98	74	19	24	.	2.77E-7	> 1.00E-4	> 1.00E-4	
RXF 393	0.550	1.163	1.152	1.085	0.539	0.429	0.556	98	87	-2	-22	1	2.61E-7	.	> 1.00E-4	
SN12C	0.449	1.575	1.484	1.473	0.887	0.715	0.455	92	91	39	24	.	6.11E-7	> 1.00E-4	> 1.00E-4	
TK-10	0.708	1.436	1.382	1.450	1.086	1.087	0.718	93	102	52	52	1	1.09E-5	> 1.00E-4	> 1.00E-4	
UO-31	0.540	1.405	1.308	1.249	0.875	0.872	0.512	89	82	39	38	-5	5.47E-7	7.60E-5	> 1.00E-4	
Prostate Cancer																
PC-3	0.483	1.180	1.164	1.076	0.711	0.678	0.458	98	85	33	28	-5	4.68E-7	6.98E-5	> 1.00E-4	
DU-145	0.333	1.229	1.154	1.174	0.498	0.306	0.283	92	94	18	-8	-15	3.81E-7	4.94E-6	> 1.00E-4	
Breast Cancer																
MCF7	0.250	1.268	1.335	1.046	0.394	0.399	0.237	107	78	14	15	-5	2.75E-7	5.47E-5	> 1.00E-4	
MDA-MB-231/ATCC	0.637	1.496	1.468	1.377	1.127	0.935	0.674	97	86	57	35	4	2.06E-6	> 1.00E-4	> 1.00E-4	
HS 578T	0.814	1.653	1.637	1.559	0.794	0.842	0.739	98	89	-2	3	-9	2.66E-7	.	> 1.00E-4	
BT-549	0.679	1.526	1.503	1.458	1.037	0.864	0.552	97	92	42	22	-19	6.98E-7	3.46E-5	> 1.00E-4	
T-47D	0.525	1.143	1.109	1.117	0.757	0.857	0.486	95	96	38	54	-7	.	7.56E-5	> 1.00E-4	
MDA-MB-468	0.608	1.203	1.159	1.008	0.589	0.556	0.517	92	67	-3	-9	-15	1.76E-7	9.00E-7	> 1.00E-4	

Mean Graphs

Report Date :May 08, 2013

Test Date :September 06, 2011

